

# NEW

## Condensate Removal Pump



### The Strong, Silent Type.

The EC-OP-K is the newest addition to the Little Giant family of automatic condensate removal pumps. The EC-OP has a unique design that reduces vibration and operating noise while improving sustained, maximum pumping performance making it ideal for a wide range of environments. The design also provides quieter starting and stopping of the pump motor.

The EC-OP-K pumping unit is packaged with a special mounting bracket designed for quick and easy installation beneath any air handler. All necessary hose fittings and wiring are included to finish the job in the shortest possible time. A stylish and simple snap-on cover completes the job. The cover protects the pumping unit and blends into any décor. It also allows for quick and easy inspection during service visits.

### Features

- Pump float retainer for easy serviceability
- Clear reservoir for visual inspection of water level, float and filter
- Safety alarm ready
- 8A resistive – 250V alarm contact
- 8 mm inlet tubing with universal adapter
- 4 mm discharge tubing with 6mm adapter
- IP 54 protection
- 80°C thermal protection
- 30 cm trunking for optional use (kit only)
- Safety alarm ready, suitable for BMS systems
- Easy to install mounting bracket (kit only)
- Stylish pump unit cover – fits any décor (kit only)
- Easy to service without removing from the wall



EC-OP-K



EC-OP

Combining style, easy installation, versatility and reduced operating noise make the EC-OP-K the new choice for condensate removal.

LittleGIANT®

# Condensate Removal Pump

The EC-OP-K features an innovative cooling method designed to reduce motor heating during operation. The unit is fully automatic including start, stop and overflow detection modes. The pump is ideal for use with residential and commercial wall mounted air conditioners up to 10 kW.

The kit, model EC-OP-K comes complete with a stylish, pump concealing cover, 30cm conduit, ceiling plate and all hardware necessary for fast and easy installation. A template is provided for quick and accurate location beneath any air handler.

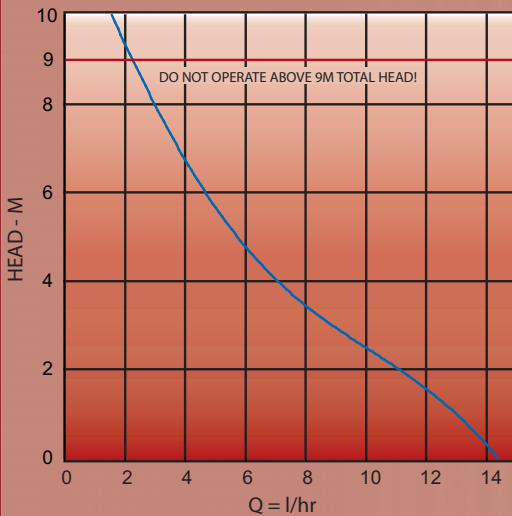
It is an ideal choice when conduit (trunking) is not required. However, it also works well when conduit is required to conceal exposed electrical wiring and refrigeration lines. The unit is adaptable to any situation; it can be installed on the right side (default) or left of the air handler.

Two models are available, the aforementioned complete kit or an OEM version "pump only". The OEM version, model EC-OP, includes all wiring and tubing necessary to install the pump but does not include the mounting bracket, cover or 30cm conduit/ceiling cap.

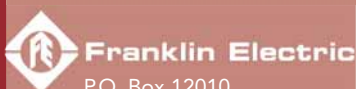
## Specifications

Electrical	230V~ 50/60Hz 20W
Fuse (Recommended, not included)	3A max
Alarm relay	8A resistive - 250V
Ambient temperature range	0° - 40°C
Pumping capacity (max)	14 lph
Discharge head (max)	9 m
Thermal Protection	80°C
Horizontal distance (max)	40 m
CE mark	yes
RoHS Compliant	yes
Discharge tubing connections	4mm and 6mm (1/4")
Dimensions EC-OP-K	L210mm x W81mm x H89mm
Dimensions EC-OP	L140mm x W57mm x H65mm
Material	Flame retardant ABS
Protection	IP 54
Safety Approvals	TÜV - Bauart Geprüft

230V 50Hz



Model No.	Item No.	UPC	Dimensions in mm		
			L	W	H
EC-OP	553701	0 10121 11793 8	140	57	65
EC-OP-K	553711	0 10121 11794 5	210	81	89



P.O. Box 12010  
Oklahoma City, OK 73157-2010  
Phone: +1.800.701-7894  
Fax: +1.405.228.1588  
www.LittleGiantPump.com

©2007 Franklin Electric Co., Inc. Little Giant® is a registered trademark of Franklin Electric Co., Inc. Form 995075 9/07


## Basic Steps to Install

**Step 1:** Use template to mark position of mounting holes, drill holes and install anchors.



**Step 2:** Thread tubing (inlet, discharge and vent) and electrical wires into air handler and attach mounting bracket to wall.

**Note:** Universal drain hose adapter to fit 18mm, 20mm and 22 mm drain hose.



**Step 3:** Ensure that the pump is properly positioned on padded rails and pushed fully into baseplates.

**Step 4:** Attach cover.



**INSTANT PUMPS PTY. LTD.**  
**JDM**  
Unit 4, 1156 Burwood Hwy  
Ferntree Gully, Vic. 3156  
+61 3 9752 2477  
sales@instantpumps.com.au